



Charge Card Administration

Accessing the Small Purchase Charge Card (SPCC) Cardholder Training in the Learning Management System (LMS)

Purpose: This procedure instructs the user how to access the Small Purchase Charge Card (SPCC) Cardholder Training available in the Department of Human Resource Management (DHRM) Learning Management System (LMS).

Source: Commonwealth of Virginia
Department of Accounts - Charge Card Administration

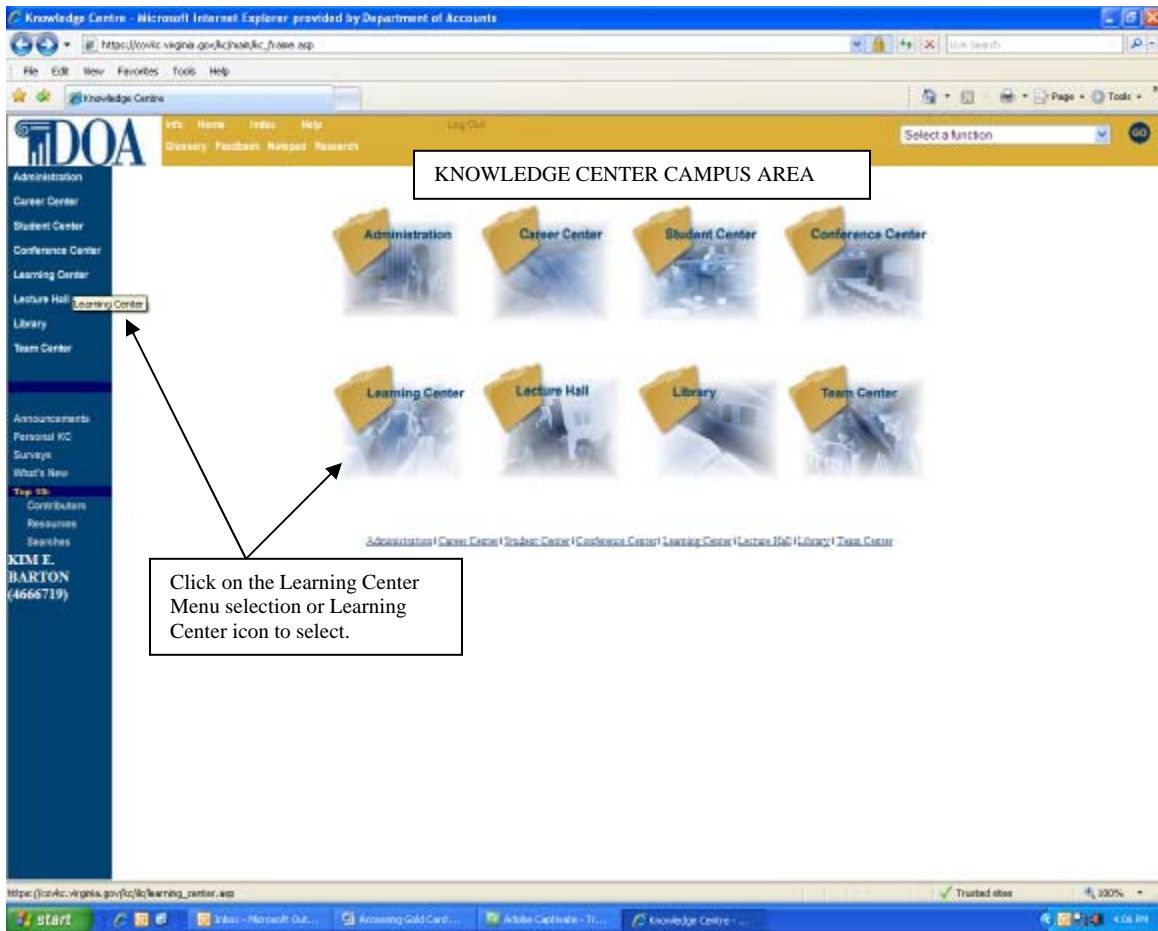
January 2009

Charge Card Administration
Accessing the SPCC Cardholder Training in LMS

Locating and Accessing SPCC Cardholder Training

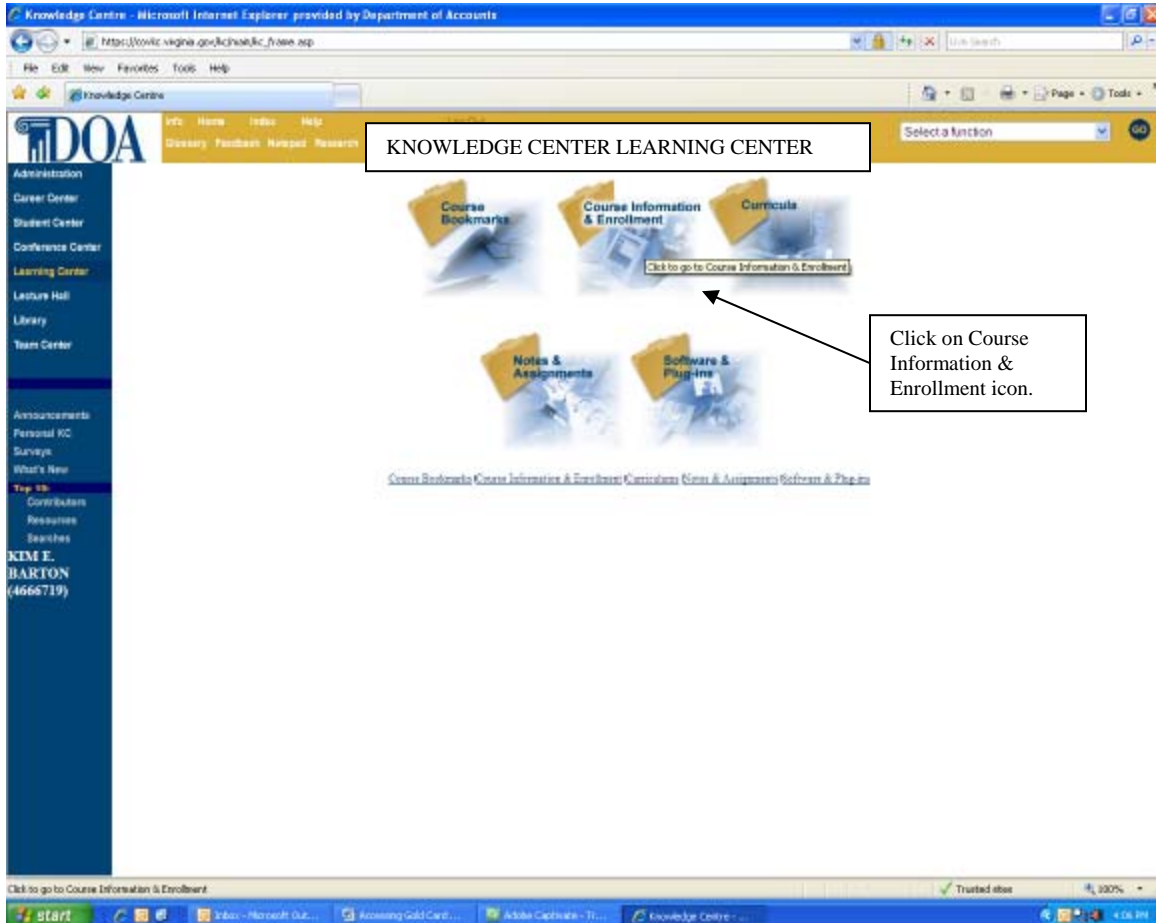
1. From the Knowledge Center Campus Area, enter the Learning Center by selecting **'Learning Center'** from the menu on the left-hand side of the screen or by clicking on the Learning Center icon located in the Knowledge Center campus area.

NOTE: Your Knowledge Center Campus Area may have a different appearance but the selection choices will be the same.



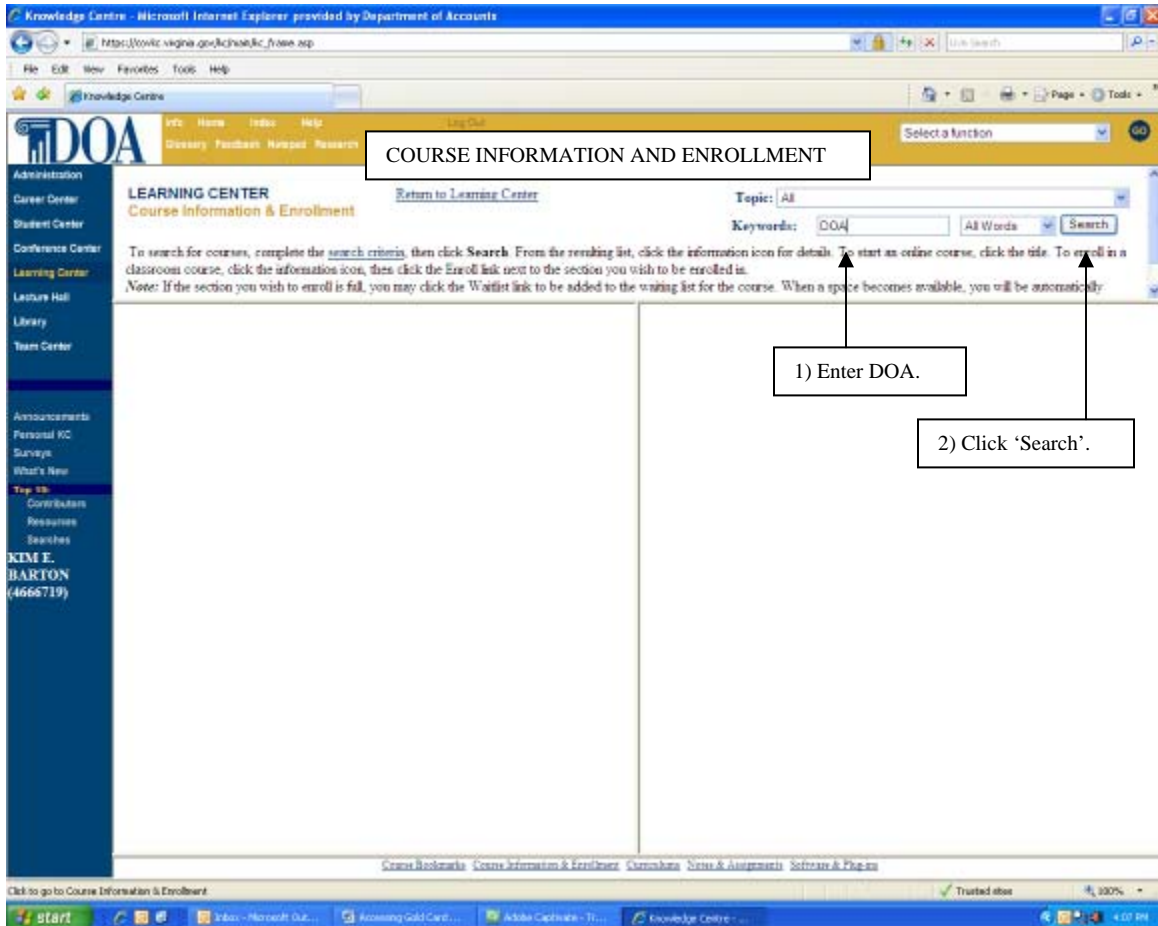
Charge Card Administration Accessing the SPCC Cardholder Training in LMS

2. Click on the **'Course Information & Enrollment'** icon in the Learning Center to access course information and enroll in the course.



Charge Card Administration
Accessing the SPCC Cardholder Training in LMS

3. Enter **'DOA'**, for Department of Accounts, in the **'Keywords'** field.
4. Click on **'Search'** to pull up all DOA associated courses.



Charge Card Administration Accessing the SPCC Cardholder Training in LMS

5. Click on the appropriate course name (**DOA – SPCC Cardholder Training**) to review the course description and to take the course.

NOTE: If you do not see the course link, please contact your agency's Knowledge Center Site Administrator. If you do not know who your agency's Knowledge Center Site Administrator is, please contact your agency's Human Resources area.

The screenshot shows the DOA Learning Center interface. The page title is "LEARNING CENTER" and "Course Information & Enrollment". A search bar contains the keyword "doa". The course list includes:

- DOA - Computer Data Set-Up Program [Online]
- DOA - Computer's Disaster Training - 2007 [Online]
- DOA - Decontamination & Compliance Audit [Online]
- DOA - Data of Security [Online]
- DOA - Electronic Data Interchange [Online]
- DOA - Financial Data Classification and the Grant (Accounts) [Online]
- DOA - Fiscal Year End [Online]
- DOA - Fixed Asset Accounting (FAACS) [Online]
- DOA - Forms 2009 and Information Returns [Online]
- DOA - Gold Cardholder Training [Online]
- DOA - Group Set-Up [Online]
- DOA - Implementation Training for Charge Cards [Classroom]
- DOA - Inland Cost Recovery [Online]
- DOA - Invoicing System (IAS) System (CPE - 2.5 Hours) [Online]
- DOA - 30 Second Office Tutorial [Online]
- DOA - Monitoring AFA Reports [Online]
- DOA - Monthly COA Reconciliation and Certification [Online]
- DOA - Payroll for Fiscal Offices [Online]
- DOA - Project Program Aid [Online]
- DOA - Spend Practice Charge Card for Fiscal Offices [Online]
- DOA - SPCC Cardholder Training [Online]**
- DOA - SPCC PA Refresher Training [Online]
- DOA - SPCC Program Administrator Training [Online]
- DOA - State Travel Regulations and Travel Reimbursements [Online]
- DOA - Travel Card PA Refresher Training [Online]
- DOA - Travel Card Program Administrator Training [Online]
- DOA - Travel Cardholder Refresher Training [Online]
- DOA - Travel Cardholder Training [Online]
- DOA - Treasury Loans [Online]
- DOA - VASCUFF ONLY Implementation Training for Charge Cards [Classroom]
- LEAS Accounting System (LAS) Training (4.5 CPE) [Classroom]
- trial [Online]

A box with the text "Click on course name." has an arrow pointing to the course "DOA - SPCC Cardholder Training".

Charge Card Administration Accessing the SPCC Cardholder Training in LMS

6. Click on the **'Take course for credit'** box to receive credit for taking the course.
***IMPORTANT* - Please Read** - The **'Take course for credit'** box **MUST** be checked in order to **receive credit** for taking the course.

Note: If you ever need to take this course as a refresher or would like to use it as a reference it is not necessary to check the **'Take course for credit'** box.

7. Click on **'Take Course'** to access the course links.

The screenshot shows a web browser window displaying the LMS interface. The page title is "DOA - SPCC Cardholder Training". The course name is "DOA - SPCC Cardholder Training" and the description is "Training required annually of all Small Purchase Charge Card Program Cardholders. You must review the training module and achieve a 100% on the Quiz module to receive credit for the training." The page includes a "Take course for credit" checkbox, a "Take Course" button, and a "Browse Course" button. A "Return to Course Information & Enrollment" link is also present. Annotations with arrows point to the course name, description, checkbox, and "Take Course" button.

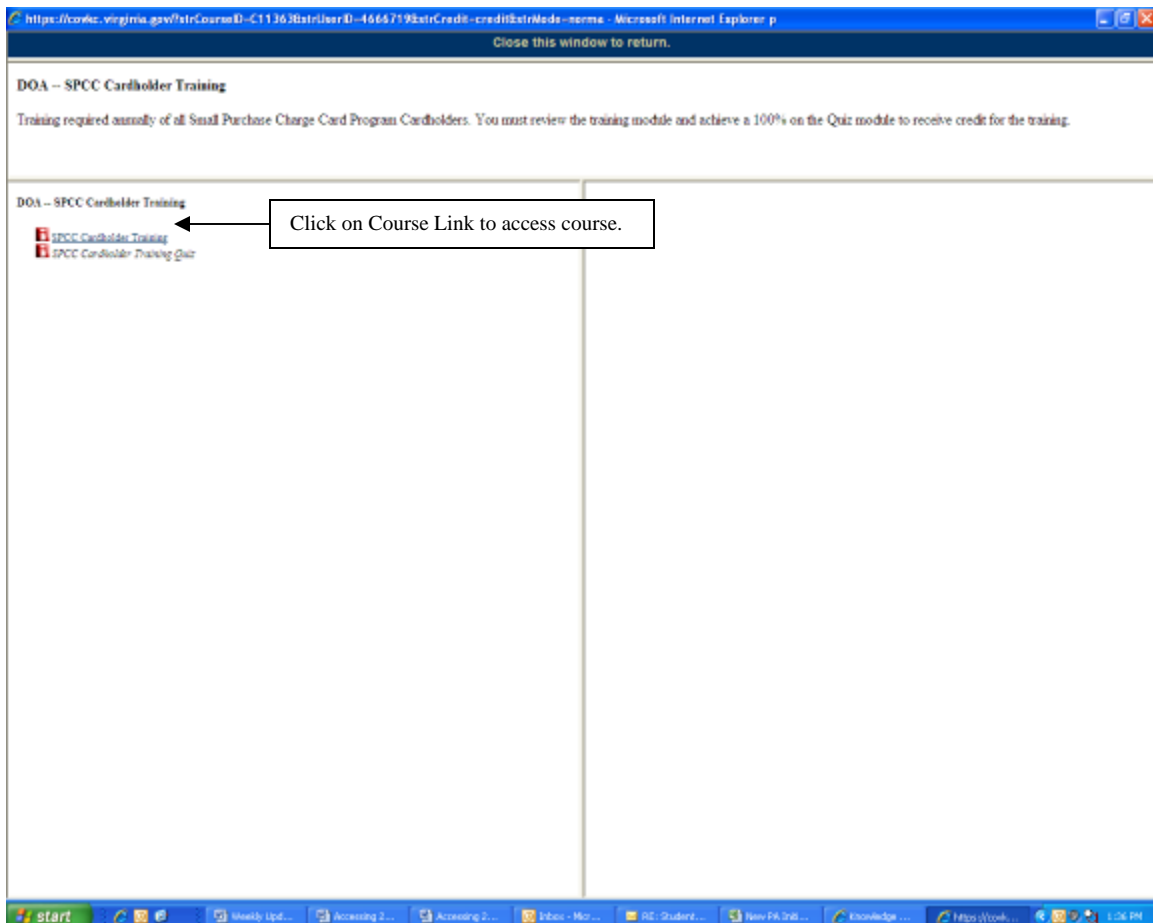
1) Check box to receive credit.

2) Click 'Take Course'.

Charge Card Administration
Accessing the SPCC Cardholder Training in LMS

8. Click on the **'SPCC Cardholder Training'** course link to access the course module.

***IMPORTANT* - Please Read** – There are two module associated with this course. The first module that you must complete is the course module. This module consists of the training presentation. The second module that you must complete is the course quiz module. This module consists of a quiz on the material presented in the training presentation. Both modules **MUST** be successfully completed in order to receive credit for taking the training.



Charge Card Administration
Accessing the SPCC Cardholder Training in LMS

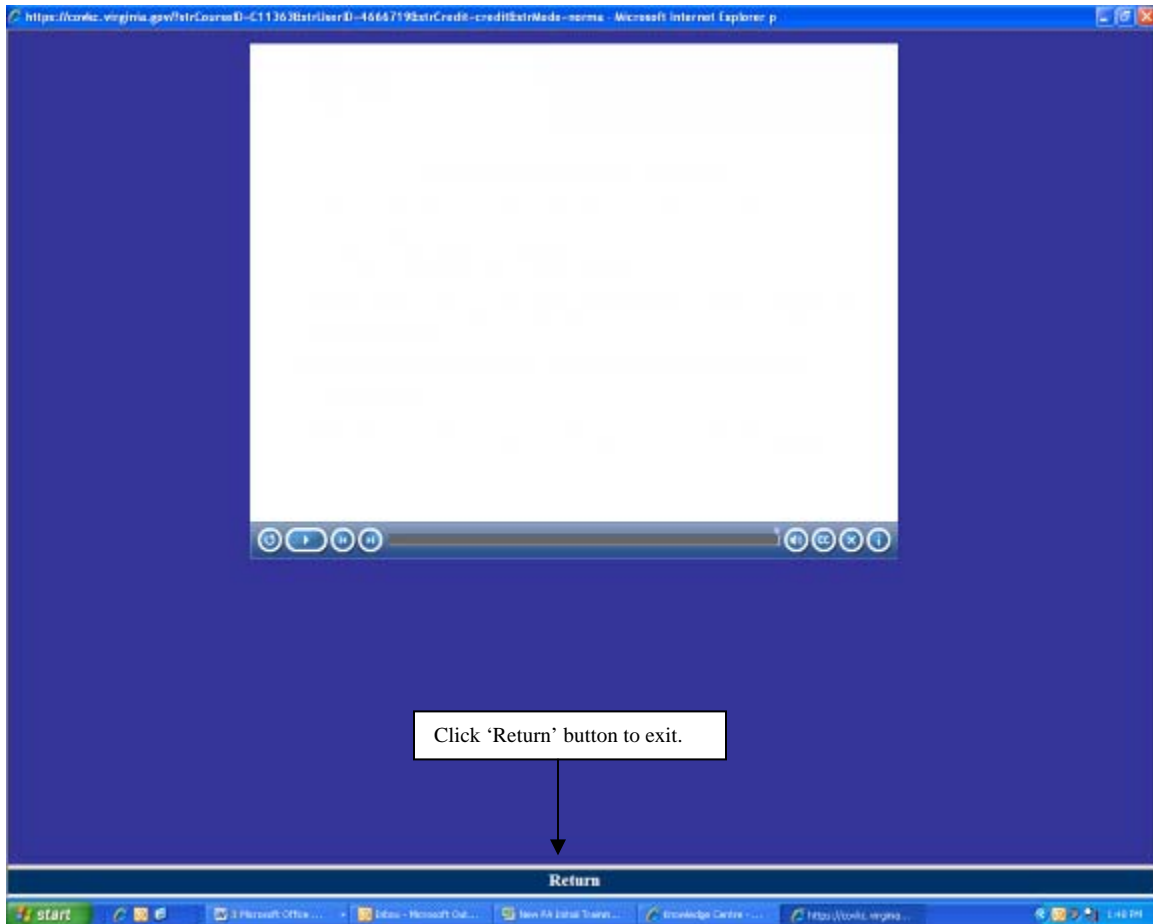
9. Enjoy the **Small Purchase Charge Card Cardholder Training** presentation. Course slides will automatically advance, unless otherwise stated on the slide.

Note: Please allow up to five minutes for the course content to load. Loading progress will be indicated by the bar within the cylinder on the Adobe Captivate screen.



Charge Card Administration
Accessing the SPCC Cardholder Training in LMS

10. Once you've successfully completed the course module, be sure to exit the module by clicking on the **'Return'** button at the bottom of the course screen. If you use the 'x' in the top right corner the system will not give you credit for finishing the course.



Charge Card Administration Accessing the SPCC Cardholder Training in LMS

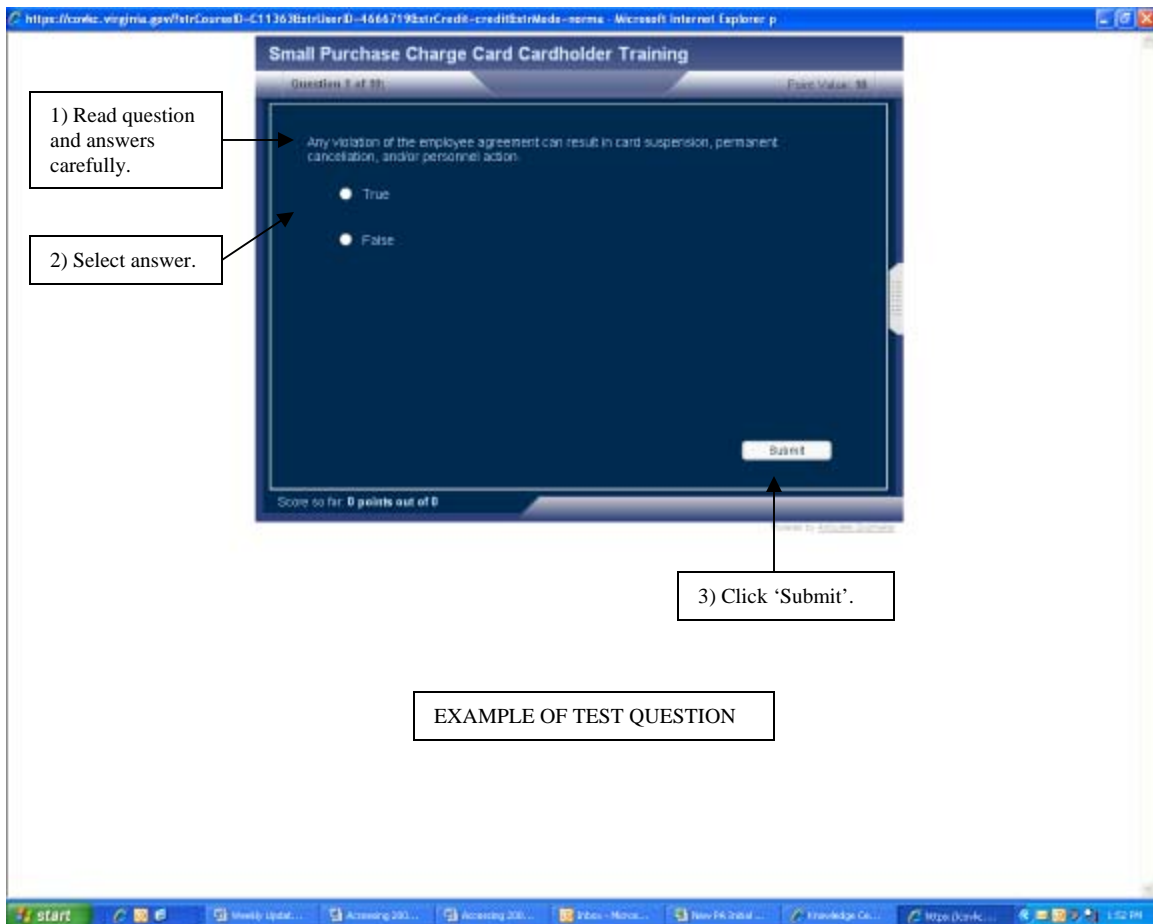
11. Click on the **'SPCC Cardholder Training Quiz'** quiz link to access the course quiz module.



Charge Card Administration
Accessing the SPCC Cardholder Training in LMS

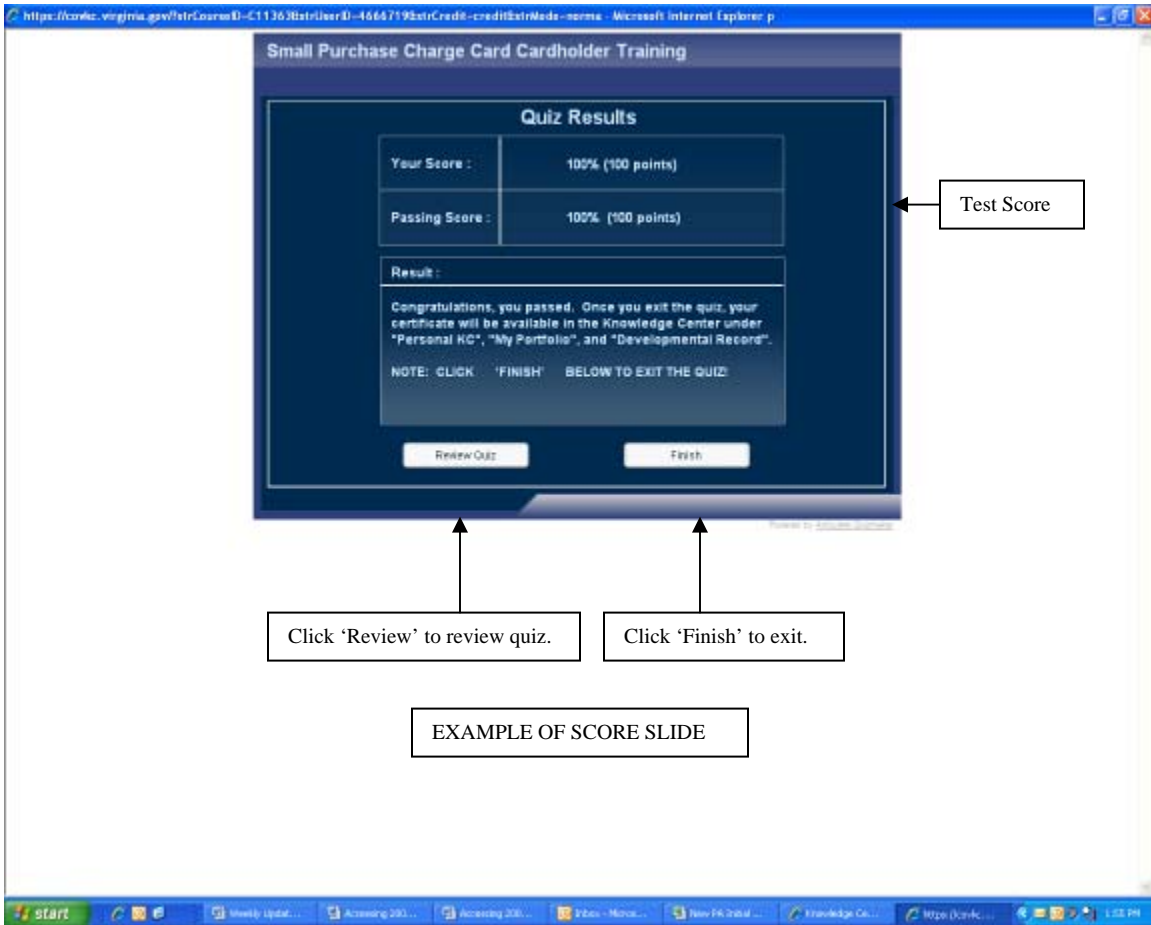
12. Answer 10 quiz questions correctly in order to successfully complete the module.

You will be asked to answer 10 test questions in this module which will be randomly drawn from a pool of Multiple Choice and True or False questions. Select the best answer for each question then press **'Submit'**. You will receive immediate feedback letting you know if your answer was correct or not. You will be given two chances to answer each question correctly. You must answer all of the questions correctly in order to receive credit for taking the training.



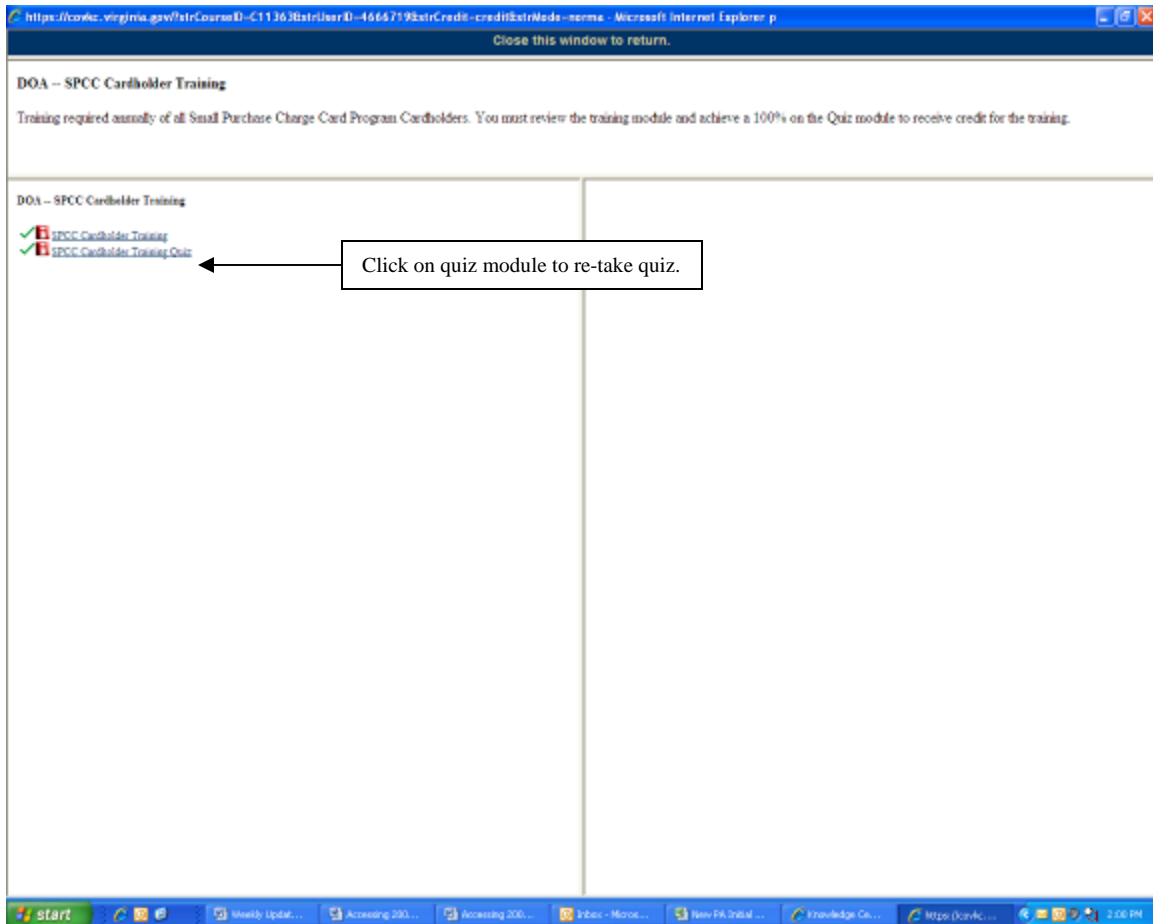
Charge Card Administration
Accessing the SPCC Cardholder Training in LMS

13. Upon completing all test questions a slide will appear displaying your score. You must receive a test score of 100% in order to pass and receive credit for taking the training. You may review each quiz question by clicking on the **'Review Quiz'** button or to exit the quiz module click on the **'Finish'** button. If you use the 'x' in the top right corner the system will not give you credit for finishing the quiz.



Charge Card Administration
Accessing the SPCC Cardholder Training in LMS

14. If you receive a score of **100%** on the test, you will have **successfully completed** the course. If you do not receive a score of 100% on the test, you will have to take the quiz module over again until you pass. Click on the **‘SPCC Cardholder Training Quiz’** quiz module (see page 10) to re-take the quiz.



Charge Card Administration
Accessing the SPCC Cardholder Training in LMS

15. Once you've successfully completed both the course module and the quiz module, be sure to exit the course and the LMS system.

By utilizing LMS we no longer require “secret” words to be sent to the CCA Team in order for you to receive credit for completing your training. We now track your training completion and obtain your training test score through LMS.

If you do not pass the quiz with 100% you will not receive credit.

Please Note:

- If you did not check the ‘Take course for credit’ box (see page 6) you will not receive credit for taking the course.
- If you did not exit the course module using the ‘Return’ button at the bottom of the screen (see page 9) you will not receive credit for taking the course.
- If you did not exit the quiz module using the ‘Finish’ button at the end of the quiz (see page 12) you will not receive credit for taking the course.
- If you did not successfully complete both the course module and the quiz module you will not receive credit for taking the course.
- If you did not receive a test score of 100% on the quiz module you will not receive credit for taking the course
- If you would like to use this course as a reference later, please uncheck the ‘Take course for credit’ box and click on the ‘Browse Course’ button instead of the ‘Take Course’ button (see page 6).